

Special design elements used in this school:

- 1950's theme artwork and décor on the walls.
- A neon jukebox that sets the sound level in the dining room – students don't talk louder than the music.
- A "drive-in" kiosk with 2 TVs to show sports highlights.
- Enclosed trash units that look like they came from "McDonalds™."



> BEFORE ^

BEFORE: The room was clean and neat, but lacked any visual interest for the kids, which caused this food program to suffer low attendance and participation in the cafeteria.

Don't miss the KNBC news report on the enclosed CD showing Superintendent Delgado being interviewed while surrounded by happy students excited about their new dining room.

> AFTER <



AFTER: This room is a "Happy Days" 1950's heaven. We put large 45 rpm records on the wall and piano key graphics on the tabletops and divider walls. The booths have red metalflake glitter finishes to show school colors.

San Bernardino High School :: San Bernardino, CA

BEFORE



Dull and drab was the most accurate description of the old San Bernardino High School cafeteria. High ceilings and bare walls made it look more like a warehouse than a dining area.

Our designer met with school personnel and they decided on a Rock 'n Roll theme for the room, since historic Route 66 passes right through the city (remember the old TV show with the Corvettes?).

Well, look at the transformation from an ugly duckling room into a beautiful, attention grabbing room that ROCKS!

Here are some of the many design elements we incorporated into this room:

- **Wall Art** with dancers, guitars, Rock Star pictures and food pictures in the serving line.
- **Variety of seating** units including booths, pedestal tables and soda fountain style seating.
- **Outrageous** attention grabbing design using tabletops with piano keys, record tabletops, the front end of a '57 Chevy hanging on the wall and a car sofa.
- **Audio Visual interest** with a neon jukebox and a console with TVs in the middle of the room to broadcast football games and other school events.



AFTER



▲ Piano key design on half-walls and tabletops.

▼ Half-walls with planter boxes and neon jukebox.



A raised seating area with rock 'n' roll artwork.



◀ Branding the cafeteria as “The Getaway Café.”

▶ A ‘57 Chevy jumps out of the wall filled with rock ‘n’ roll artwork.



▲ A car couch in the center of the room. To sit here, a student has to invite a faculty member to dine with them.

Is this room cool or what? If you were a student, wouldn't you look forward to coming into this room? This was so successful in grabbing the excitement of the students that they ran out of food because so many kids came into the dining room to eat!

Making the dining room so attractive that students want to be there drives up food sales and revenue!

Please call (800) 330-7328 if you have any questions.

Dozen San Bernardino high school, middle school cafeterias getting facelift

By MATT LEEDY
Reprinted from the
San Bernardino County Sun

SAN BERNARDINO — When they return to class Tuesday, San Bernardino High School students will find sock hops, doo-wops and poodle skirts are back in style — at least in the cafeteria.

The newly renovated dining facilities at San Bernardino High and Curtis and Shandin Hills middle schools are the first of 12 secondary schools in the San Bernardino City Unified School District scheduled to be revamped.

San Bernardino High's cafeteria features a 1950s theme, trimmed in black-and-red school colors. It comes complete with a jukebox featuring 100 compact discs that will pipe top Billboard hits from 1955 and beyond through the lunch room.

The Drifters' "Under the Boardwalk" played as Principal Karen Craig led a tour this week through soda fountain stools, booths and black-and-white pictures of Ray Charles and Ritchie Valens.

"We believe this is the first high school in California to look the way

this does," Craig said. "Every student who has come in here has been, 'Oh, wow. I hope they take care of it.' I told them, 'You are they.'"

The cafeteria is highlighted by a replica Chevrolet Bel Air with the back end converted into a large seat. Only students who invite a teacher or staff member will be allowed to sit in the car seat.

"Absolutely beautiful," said Chuck Oversby, an 11th and 12th grade science teacher, who saw the cafeteria for the first time Wednesday.

"It's going to be a nice environment for the kids. They're going to want to be in there now. It's got personality."

Two 36-inch televisions also are prominently displayed. The monitors will replay Cardinal Football games and footage from clubs, the band and the ROTC's multimedia class, Craig said.

The district's four traditional high schools and eight middle schools are scheduled to have remodeled cafeterias by the end of the year. The teachers lounge at each school also are receiving a face-lift.

Each high school cafeteria will

be upgraded with an individual theme in mind.

Pacific High School, whose mascot is the Pirates, will have a nautical design. The Spartans of San Gorgino High School will dine in a roman-style cafeteria. The Cowboys at Cajon High School will be surrounded by images of the Old West.

Interior System Inc. of Minneapolis is handling all the remodeling.

The project is expected to cost about \$1.8 million. The district's nutrition services department already has spent \$170,000 to complete San Bernardino High School's cafeteria and approximately \$50,000 apiece to refurbish Curtis and Shandin Hills middle schools.

John Peukert, director of nutrition services, said his department has a separate fund within the district's budget that is maintained by federal and state money, a la carte sales and child-care services offered throughout the city.

Over the past seven years, nutrition services has saved money for the project by operating out of a single, 46,000 square foot

centralized kitchen at Cajon, Peukert said.

"Because of that, we were able to run things efficiently and save some money," Peukert said. "And we wanted to do them all together. Not one one year and one the next. That would be less climactic."

the middle schools are receiving less dramatic alterations with new furniture and paint — all centered around an academic and sports theme.

But in the two middle-school cafeterias that already have been remodeled, the changes have gone far in brightening the rooms' atmosphere.

"Before, this was one of the most depressing places at school, as far as I was concerned," Curtis Principal James Alvarado said. "It really needed to be perked up."

Much of the paint and chairs that were replaced dated back to 1967, Alvarado said.

Aside from their aesthetic qualities, the renovations also expanded the seating capacity in the Curtis cafeteria by 100 students.

"Before, we were lucky if we could get 300 in here," Alvarado said. "Now we can get 400 to 450 in here comfortably."

BEFORE



BEFORE: This place looks like a gymnasium with blah white walls and a very high ceiling.

Special design elements used in this school:

- Artwork on banners and walls depicting Native American themes.
- Enclosed trash receptacles like McDonalds™ — no more ugly open containers.
- Pedestal tables with school logos can be easily rearranged for use by student groups.

AFTER



AFTER: With a paint design provided by our artists, the room is more attractive. Native American Tribal themed artwork reflects student design ideas.

Graves Middle School :: South Whittier, CA

Special design elements used in this school:

- A colorful painting scheme was designed by our artists to liven up the walls.
- 1950's artwork theme throughout the room.
- School mascot logos inlaid in tabletops.
- Half-walls divide the room and cozy booths along the outer walls.



BEFORE: You know, this probably looks a lot like the cafeteria in your school — long, institutional folding tables in a room with bare white walls.



AFTER: We branded the room as “Pathers Student Union” with 1950’s theme art and 45 rpm record graphic tabletops. All the chairs are stackable and these stylish pedestal tables can be easily moved for multi-purpose room uses.

Dominguez High School :: Compton, CA

BEFORE



BEFORE: Open trash cans in a room with only a few round tables and chairs. The walls had not been repainted in years and there were few students eating in the room. Also — how sanitary is it to stack the chairs on top of a clean tabletop?

Special design elements used in this school:

- Enclosed trash cans - just like at McDonalds™ - no more spilled trash on the floor.
- Sparkling Glitter metal flake finish on the booth backs and chair seats.
- Inspirational artwork showing Caesar Chavez and the Rev. Dr. Martin Luther King, Jr. on a faux brick wall background.

AFTER



AFTER: Furniture in school colors with inspirational artwork on the walls. The students chose furniture with school colors, enclosed trash units and inspirational artwork placed on colorful walls.

Compton High School :: Compton, CA

Special design elements used in this school:

- Sparkling Glitter metal flake finish on the booth backs and chair seats.
- Ceiling hung décor pieces in various shapes around the room.
- Colorful graphic designs on tabletops to coordinate with the art on the walls.



> BEFORE ^

BEFORE: This is a classic old building with wood floors — even a fireplace! But just boring long tables with stools and standard white walls.

> AFTER <



AFTER: With a wall painting design, the room becomes vibrant with school colors and interesting art shapes. The solid wood floor sparkles and the colorful wall artwork catches the eye. Interesting ceiling hung décor pieces make the room look more inviting.

BEFORE



BEFORE: A big old room with long institutional tables- as dull as dull can be- with lots of open trash cans.

Special design elements used in this school:

- Enclosed trash cans - just like at McDonalds™ - no more spilled trash on the floor.
- Sparkling Glitter metal flake finish on the booth backs and chair seats.
- Clouds hanging from the ceiling give a feeling of being in the African Veldt.
- A beautiful, large Lion's head creates school pride.

AFTER



AFTER: A safari/jungle theme dining room is created to highlight the Lion school mascot. An exciting wall paint design shows the safari motif (go to page 85 to see the huge lion head we placed on the wall to make this room special for students).

Whaley Middle School, Compton, CA

Special design elements used in this school:

- Enclosed trash cans - just like at McDonalds™ - no more spilled trash on the floor.
- Sparkling Glitter metal flake finish on the booth backs and chair seats.
- Vibrant colors on wall artwork and graphics makes a bold statement in the room.
- A tree in the middle of the room becomes a colorful centerpiece.



> BEFORE ^

BEFORE: The standard long institutional tables with open trash cans in a room with bare white walls. The large, filled trash cans are not very appetizing.

> AFTER <



AFTER: Bright, bold colors on the wall artwork and sparkling glitter finish on the seat backs makes this room glisten! Check out the colorful tree in the center of the room in a huge movable planter. Also – tabletops with inlaid mascot logos.

Centennial High School :: Compton, CA

BEFORE




BEFORE: This is a very typical cafeteria design – long folding tables in a long room with boring white walls.

Special design elements used in this school:

- Enclosed trash cans - just like at McDonalds™ - no more spilled trash on the floor.
- Sparkling Glitter metal flake finish on the booth backs and chair seats.
- School logos inlaid into the tabletops to personalize the dining room for the students.
- Golden wavy ceiling décor pieces accentuate the high ceiling
- An “S”-shaped divider wall unit with seats and tables in the middle of the room.

AFTER



AFTER: Golden ceiling décor pieces lower the high ceiling. Colorful booths with glitter metalflake school colors and enclosed trash units beautify the room. A large “S”-curved half-wall divider unit provides seating and a fast food restaurant look.

Special design elements used in this school:

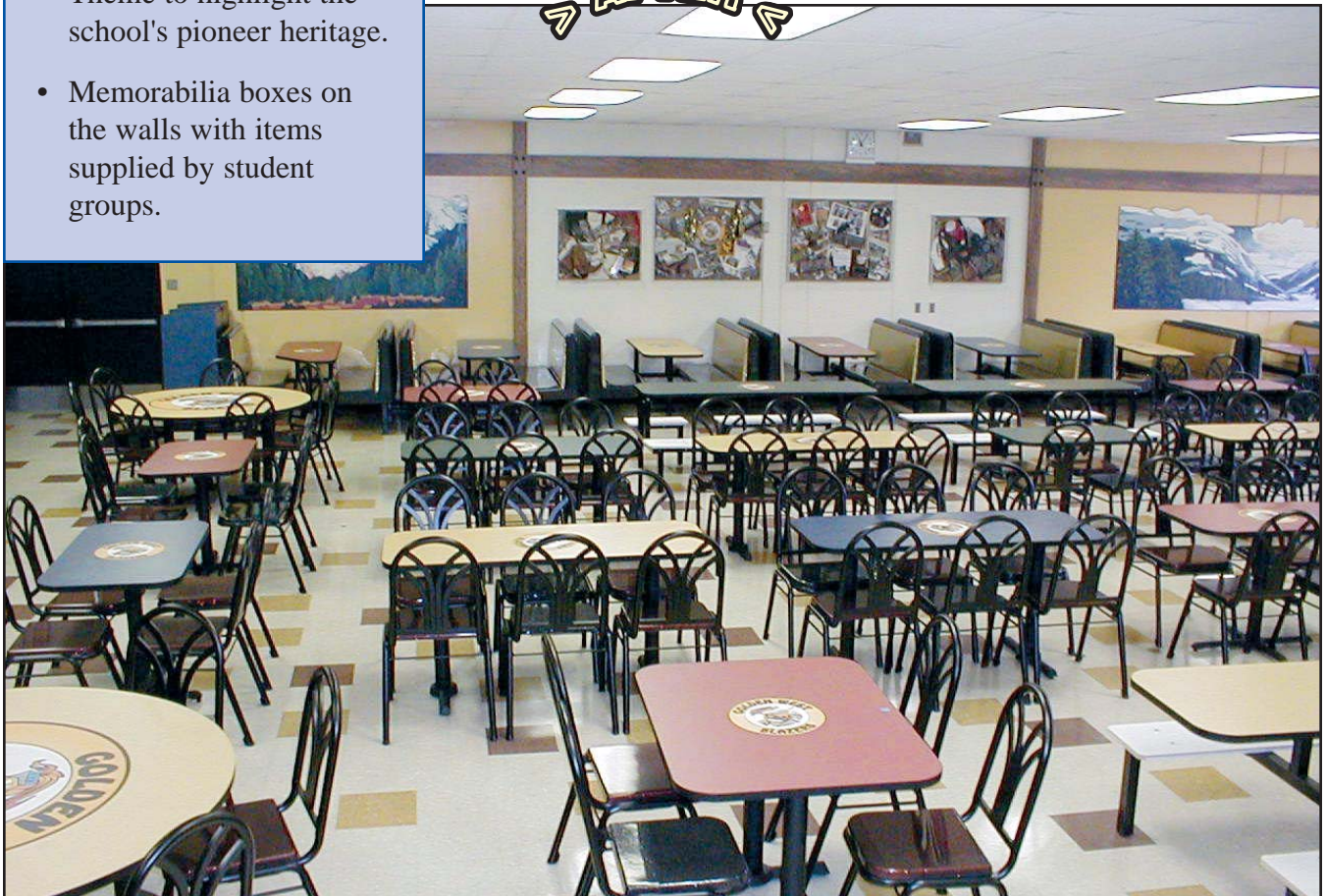
- Enclosed trash cans - just like at McDonalds™ - no more spilled trash on the floor.
- Sparkling Glitter metal flake finish on the booth backs and chair seats.
- School logos inlaid into the tabletops to personalize the dining room for the students.
- Large 5 feet high by 10 feet wide hand-painted murals with Western Theme to highlight the school's pioneer heritage.
- Memorabilia boxes on the walls with items supplied by student groups.



> BEFORE <

BEFORE: - I'll bet you would have a hard time finding an uglier cafeteria than this! I mean, how 1960's can you get?

< AFTER >



AFTER: We designed large 5 feet high by 10 feet wide art panels on the walls with beautiful mountains to highlight the school's pioneer roots. Then we added colorful furniture and more western themed artwork. The walls have wood planks to give a wild west rustic look.

Mt. Whitney High School, Visalia, CA

BEFORE



BEFORE: An interesting 8 sided room with very high ceilings that was basically used as a storage area and classroom.

Special design elements used in this school:

- Enclosed trash cans - just like at McDonalds™ - no more spilled trash on the floor.
- Sparkling Glitter metal flake finish on the booth backs and chair seats.
- School logos inlaid into the tabletops to personalize the dining room for the students.
- Large banners with school mascot and school nickname.
- Divider panels with built in planters, and a large 8' high tree in the center of the room.
- The school nickname is routed into the divider walls.

AFTER



AFTER: We utilize the high ceilings to hang large banners with school mascot and nickname. The design has half wall dividers with planters to segment the large room, and the tree in the middle of the room is a colorful centerpiece.

Special design elements used in this school:

- Enclosed trash cans - just like at McDonalds™ - no more spilled trash on the floor.
- Sparkling Glitter metal flake finish on the booth backs and chair seats.
- School logos inlaid into the tabletops to personalize the dining room for the students.
- Moveable planters in the center of the room with green plants -just like in a fancy restaurant.
- The colorful Redwood Rangers name on a large ceiling hung art piece with academic and sports pictures included.



> BEFORE ^

BEFORE: Not a bad cafeteria - clean and neat with long rows of dark walnut tabletops and blue chairs. But not real exciting to attract students into the room.

> AFTER ^



AFTER: Now the room has banner artwork highlighting the school Ranger logo with academic themes, and a huge, beautiful 5 feet high by 10 feet wide hand-painted mural of a huge redwood tree with a hiker. The tables have school mascot logos inlaid in the tops, and the booths along the walls make the room look like a fast food restaurant.

El Diamante High School :: Visalia, CA

BEFORE



BEFORE: This is new construction at a new high-tech high school. Lots of windows with marvelous lighting and a large open room.

Special design elements used in this school:

- Sparkling Glitter metal flake finish on the booth backs and chair seats.
- School logos inlaid into the tabletops to personalize the dining room for the students.
- Large 8 feet high by 40 feet wide hand-painted murals with Academic Themes to create a dining room that actually is a sparkling diamond!
- Branding the dining room with the “Pick & Shovel Café” name.

AFTER




AFTER: The “Pick and Shovel Café” is created with large academic themed murals, big banners hanging from the ceiling and special metal frame décor ceiling pieces (Isn't this an inviting dining room?).

Letter from Visalia Unified School District

Stan A. Carrizosa
Superintendent

Mark A. Fulmer, Ed.D.
Assistant Superintendent
Administrative Services

Terry J. White
Director Administrative Services



Board of Education

Rodney Elder
Juan R. Guerron
Larry Jones
Michael D. Lane
Laura Pace
Jim L. Qualls
Robert Stephenson

January 9, 2003

Mr. Barry M. Schuster
3419 Via Lido #333
Newport Beach, CA 92663

Dear Mr. Schuster:

Visalia Unified School District would like to thank you for the service you provided to all four high schools. It was a pleasure working with you and your staff throughout the entire process of planning, designing and installation. We appreciate the quick and flexible work schedule you developed to carry out the renovations of our cafeterias. Your completion of the work in a five-day period eliminated the disruptions to our program. Our students, staff and community all recognize and appreciate the high quality of the new furniture and the new interior design schemes you brought to our campuses.

Participation in our nutritional services program at the sites you renovated has significantly increased. Students strongly prefer the cafeteria seating areas that resemble a fast food court arena. Food sale revenues have increased as more students are making use of our cafeteria services. The students are also leaving the cafeterias cleaner. Students treat the area much as they do fast food restaurants and mall food courts. They demonstrate better behavior including depositing trash in the provided receptacles as they expect to do in most fast food restaurants. Visitors from other school districts have seen the cafeterias and have given positive comments stating they wished their school districts provided such a positive environment.

Universal Seating customer service has been exceptional and your staff was great to work with. They were in contact with a school representative at all times. They trained staff on the booth removal and much more. Concerns and questions were responded to quickly. I am pleased to recommend you and your firm.

Thank you again for turning our cafeterias from dull to fabulous.

Sincerely,

A handwritten signature in blue ink that reads "Terry J. White".

TRANSPORTATION DEPARTMENT - 801 North Mooney Blvd., - P.O. BOX 5004 - Visalia, California 93278-5004
PHONE (559) 730-7856 - FAX (559) 730-7625

BEFORE



BEFORE: This is a huge room, but very dull and unappealing. Very few students ever came into the room to eat.

Special design elements used in this school:

- 3-dimensional western artwork on the walls and soffet areas.
- Pedestal tables with “wild west” graphic tops.
- An Old West hotel kiosk with 2 TVs to show school news and sports highlights.
- Enclosed trash cans to eliminate those unsightly open garbage cans in the middle of the room.

AFTER



AFTER: We created a western theme for the Cajon Cowboys – with a wooden stockade corral in the middle of the room and an old west hotel kiosk with two televisions to show school news and highlights of the previous week’s sporting events.

San Geronio High School :: San Bernardino, CA

Special design elements used in this school:

- A Grecian temple theme for the Spartans with lots of greenery throughout the room.
- A large temple style kiosk holds 2 TVs to show school news broadcasts and highlights of sporting events.
- The school Spartan mascot logo is inlaid in the tabletops.



A huge charioteer school mascot on the wall, with lots of beautiful green plants around the room.



The Spartan theme is shown in this room with greek columns and tables with inlaid logos in the tops. A colorful jukebox provides music for the students and controls the noise level — kids don't talk above the music!

Pacific High School :: San Bernardino, CA

BEFORE



BEFORE: Would you ever want to eat in a room that is as drab and unappetizing as this? Well, neither did the students!

Special design elements used in this school:

- A pirate theme with school mascot tabletop logos.
- Seating units with attached swivel seats - just like in McDonalds™.
- A beached pirate ship with crows nest holding 2 TVs.
- A jukebox with music selected by the students.

AFTER



AFTER: Bright purple and gold school colors throughout the room. A nautical pirate theme with a beached pirate ship in the middle of the room has two televisions to show school news and sports highlights. A treasure chest holds all the TV and VCR controls.

Special design elements used in this school:

- Enclosed trash cans - just like at McDonalds™ - no more spilled trash on the floor.
- Sparkling Glitter metal flake finish on the booth backs and chair seats.
- School logos inlaid into the tabletops to personalize the dining room for the students.
- Academic aphorism artwork on the walls challenges students to excel.



BEFORE: Not even the “Little old lady from Pasadena” would want to eat in this drab cafeteria!

AFTER



AFTER: Now the Bulldog barks! The room is transformed into a beautiful dining area, and there is academic aphorism artwork around the wall soffits. Note the school mascot logo inlaid in the tabletops for school spirit.

Arroyo Valley High School :: San Bernardino, CA



Fourteen foot high bowling pins and tables with soda fountain stools. *Way cool!* And the students think so too!

Special design elements used in this school:

- A 50's rock-n-roll theme using pictures of singers and entertainers from that era.
- 3-D décor, such as 14 feet high bowling pins and a '55 Chevy flying out of the wall.
- "S"-curved divider walls with restaurant style seating.
- Ceiling hung artwork with bowling items
- Wall painting in diamond geometric patterns.



◀ A real theatre marquee is used to highlight the plays performed in this multi-purpose room.

➤ AFTER ◀



AFTER: The Arroyo Valley high school has the highest level of décor and artwork of any school in America — over 175 design and décor elements in this school!

Arroyo Valley High School :: San Bernardino, CA

Special design elements used in this school (cont'd):

- The principal's chair in the dining room is a beauty shop chair with bonnet.
- A real theatre marquee allows the school to advertise the plays that are held in the multi-purpose dining room.



In every school, we try to create whimsy and make the students smile. Here, the principal and staff sit in beauty shop chairs when they eat in the cafeteria.

- ▶ Booths with glitter sparkle metalflake finish and car graphic design tabletops.



- ◀ Tables have 45 rpm record graphic tops.



▶ AFTER ◀

Lindhurst High School :: Marysville, CA

BEFORE



BEFORE: This is basically a nice room. It is clean and pretty attractive - but with very outdated colors on the furniture. Not a very high student turnout to use the cafeteria.

AFTER



AFTER: Now the cafeteria grabs student attention! The banners hanging from the ceiling have colorful academic themes, and there are four “Memorabilia Boxes” filled with items from various student groups. They love it as it reflects their school pride! In fact, students from the four groups sit near their box location.

Special design elements used in this school:

- Enclosed trash cans - just like at McDonalds™ - no more spilled trash on the floor.
- Sparkling Glitter metal flake finish on the booth backs and chair seats.
- Vibrant colors on wall artwork and graphics makes a bold statement in the room.
- School logos inlaid into the tabletops to personalize the dining room for the students.
- Memorabilia boxes filled with sentimental items of sports, academics, cheerleaders, and school clubs.

Letter from Marysville Unified School District

Marysville Joint Unified School District

Nutritional Services

December 11, 2002

Richard Ford
Universal Seating Company
3419 Via Lido #333
Newport Beach, CA 92663

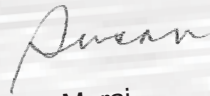
Dear Richard,

Wow! The transformation of Lindhurst High School Blazer Café was completed three days ago and the students continue to express their thanks and enthusiasm. At last night's Board Meeting the student representative reported that the Café is *the* place to be seen; it is the students' restaurant and they are proud of it.

Richard, it was a delight working with you during the entire process. I appreciate your attention to detail as well your ability to listen to student and staff requests. The installation crew, guided by John, was professional and efficient. It is truly a beautiful makeover and we have the best restaurant in Yuba County!

Thanks again, and I'm looking forward to working with you on future projects.

Sincerely,



Susan Murai
Director, Nutritional Services

CC: Barry Schuster

1919 B Street, Marysville CA 95901 • (530) 749-6177 • FAX (530) 741-7829



Printed on recycled paper

Miami Edison High School :: Miami, FL

BEFORE



BEFORE: This probably looks a lot like your cafeterias – clean with a place for kids to sit, but B-O-R-I-N-G!!!

This cafeteria went from under 250 students a day participation to over 700. That's almost 300% increase in participation and revenue!!

The school used to have fights in the cafeteria. Now, the only fight is to get INTO the dining room.

The room used to be a clean neat place for kids to sit.

We created a beautiful place for kids to **BE!** And that makes a world of difference to your students.

AFTER



AFTER: This is the same space, but after our transformation of the area into a beautiful, thrilling dining environment! Wouldn't you look forward to eating here?

Please look at the news report (on enclosed CD) by Channel 10 TV in Miami where they interview students about their dining room. These students eloquently describe how the new room makes them feel!

Special design elements used in this school:

- This place looks like a fast food restaurant with a combination of booths and pedestal tables scattered throughout the room
- Logos of the “Red Raider” school mascot inlaid in the tabletops.
- Large hand painted pirate theme art murals around the room
- One wall transformed into a “Cabana Hut” overlooking the beach and surf- with a thatched roof cover.
- A Pirate Ship in the middle of the room with two televisions so the kids can watch highlights of the previous week’s sports activities and student produced programs.
- A Talking Parrot that is part of the PA system in the school. The Principal makes announcements to the students through this colorful bird.
- Divider half walls with an ocean wave design to divide the room into different dining sections- just like in a fancy restaurant.



▲ “S”-curved ceiling décor adds a whimsical touch to the room.



▲ Cabana hut wall art piece with lots of greenery in the room.



▲ We use a variety of seating styles — booths, cluster seating and individual tables & chairs — to liven up the area.

Cuellar Middle School :: Weslaco, TX

BEFORE



BEFORE: Does this look like your cafeteria. Pretty dull and boring, with low student participation.

Special design elements used in this school:

- Enclosed trash cans - just like at McDonalds™ - no more spilled trash on the floor.
- Many seating styles – booths, cluster seating and individual tables and chairs.
- “S”-curved ceiling décor pieces.
- A colorful wall painting design to brighten up the room.

AFTER



AFTER: The room has a new paint scheme designed by our artists, with wall art and varied seating styles including booths, cluster seating and freestanding chairs with pedestal tables.

Belvedere Elementary School :: West Palm Beach, FL

Special design elements used in this school:

- Wall of large frames to hold student artwork
- Bee mascot logo on the window walls – highlighting “Bee nutritious”
- Booths along the window walls with sparkle, metalflake glitter finish.
- Nutrition food guide pyramids in the serving line with ethnic foods highlighted.



BEFORE

BEFORE: A new school construction site — a great, large and open space for a cafeteria.

AFTER



AFTER: Using convertible bench mobile folding tables and a decorated wall with large frames to showcase artwork, the room is bright and inviting.

Millikan High School :: Long Beach, CA

BEFORE



BEFORE: Don't you see this as a large science lab? Well, so did the students - and they didn't come inside.

Special design elements used in this school:

- A Fast Food restaurant look in a room that previously looked like a science lab- complete with stools for the students to use.
- Enclosed trash cans - just like at McDonalds™ - no more spilled trash on the floor.
- Fast food restaurant style booths on the room perimeter and movable pedestal tables in the middle for multi-purpose room use — all in school colors.

AFTER




AFTER: Booths around the perimeter of the room, and moveable tables and chairs in the center now allow the room to be a multi-function area. Enclosed trash units — like at McDonalds™ — eliminate unsightly open trash cans.

Special design elements used in this school:

- Enclosed trash cans - just like at McDonalds™ - no more spilled trash on the floor.
- Sparkling Glitter metal flake finish on the booth backs and chair seats.
- School logos inlaid into the tabletops to personalize the dining room for the students.
- Large art pieces with sports themes all around the walls.
- Huge ceiling hung banners with the mascot nickname.
- Special metal ceiling hung art piece in grid pattern.



BEFORE: Large round tables with bucket seat classroom chairs and open trashcans.



AFTER: Large 8 feet wide by 8 feet tall hand-painted sports art pieces proudly proclaim their school spirit. The room now has colorful booths and divider half-walls to make the room attractive.

Shasta High School :: Redding, CA

BEFORE



Special design elements used in this school:

- Sparkle glitter fiberglass booth finish in bright purple school colors
- The wolf mascot logo inlaid in the tabletops using school colors of purple and silver.
- Enclosed trash cans, just like McDonalds™.

BEFORE: Old, institutional tables in an unexciting room.

AFTER



AFTER: Sparkling glitter fiberglass booths in vivid school colors with school mascot wolf logo inlaid in the tabletops.

Enterprise High School :: Redding, CA

Special design elements used in this school:

- Booths with sparkle metalflake glitter finish.
- School mascot logos inlaid into the tabletops.
- Mobile folding tables in the middle of the room provide flexibility.
- Outdoor serving line traffic railings to control students



> BEFORE <

BEFORE: A large dark room with institutional dark walnut tables. This is NOT a very attractive cafeteria.



> AFTER <

AFTER: Colorful booths with the hornet logo inlaid on the tabletops, and a metalflake glitter finish to brighten up the room.





Special design elements used in this school:

- Tabletops inlaid with wolf mascot logo.
- School mascot banners hanging from the ceiling.
- Enclosed trash units just like McDonalds™.
- Condiment centers to hold supplies and dispensers.

Pedestal tables with freestanding chairs give this room multi-purpose ability- plus enclosed trash units against the wall and a 5 foot diameter round Wolf mascot looking out over the students.



Interesting layout with school mascot logos inlaid in the tabletops — also wolf paw print logo graphic tabletops.

Special design elements used in this school:

- Sports theme graphic on walls and inlaid into booth tabletops.
- Booths along the perimeter walls
- Planter with colorful greenery in the center of the room.
- Enclosed trash cans - just like at McDonalds™ - no more spilled trash on the floor.



> BEFORE ^

BEFORE: While the mural is interesting and colorful, the table and steel folding chairs are dull, **dull, DULL!**

> AFTER <



AFTER: The school colors were used to create a lovely, attractive dining room. Note the movable planter in the middle of the room with leafy greenery.

Patterson High School :: Patterson, CA

BEFORE



BEFORE: All in all, not a bad cafeteria. Very clean and neat — but not a very inspired or inviting area for the students.

Special design elements used in this school:

- Metal tiger head school mascot logo artwork on walls.
- Curved metal ceiling artwork décor piece.
- Half-wall dividers with glass block décor.
- Movable pedestal tables with school mascot logo tabletops.
- Enclosed trash units.

AFTER



AFTER: *The Tiger Roars!* With “S”-curved ceiling décor and brightly painted walls, the room is attractive. Now it is filled with middle school students — the toughest audience to please.

North Intermediate School :: Broken Arrow, OK

Special design elements used in this school:

- Combination of booths, pedestal tables, and mobile folding stool tables for flexibility.
- Specially created graphic tabletops for the school theme.
- The entire wall painted with the historic downtown stores, and a flashing movie sign marquee.



Our artists hand painted a mural on the wall representing the historic downtown district. The students enter the serving line through the Movie Box Office with the flashing Theatre Marquee lights! What you see here was bare white block walls before our artist started to paint.



Colorful tabletop graphic laminate we created for this school's themed dining room. A combination of booths, pedestal tables, and mobile folding stool tables give this room a multi-function capability.

South Intermediate School :: Broken Arrow, OK




This huge room has a jungle theme with hanging vines, large colorful animal art pieces, and divider walls with glass block décor.

Special design elements used in this school:

- Combination of booths and pedestal tables
- Specially created graphic tabletops for the school theme.
- Large art murals with animal themes for the school mascot.
- Half-walls with glass blocks and colorful green leafy foliage art.



This is a big room with a lot of colorful art pieces and décor items to grab student attention. Green vines and tall banners help bring the high ceiling down and remove the cavernous look of the room.



Turlock High School Food Services

Scott Soiseth, Food Service Manager

Dear Gerry:

I just wanted to drop you a note letting you know of the success we have had in the Food Service department this last year.

We all know the great challenges we had in getting this furniture installed for our first day of school. Since it was not until the end of June that we decided to go forward with this project and you received our order. That gave you and your staff a whole eight weeks to design, manufacture and install the new furniture in our cafeteria. You did a great job!

Well we made it, and the students did arrive that first day of school to see a great new look in the school cafeteria. Both the students and the staff at Turlock High School met it with many great comments and a real excitement.

Gerry as Food Service Director I knew Interior Systems, Inc. furniture would help increase my volume of sales in the cafeteria and increase repeat sales. I felt the students would enjoy this new setting and would remain in the Cafeteria for their complete lunch period.

The thing however, I did not realize is that by changing our décor and using your companies design and expertise. Are that my daily sales would increase by 10% and my second sales increased up to 30%. That kind of increase allowed the Food Service department to recoup our total investment of \$60,000 in our first year. That was great!, and exceeded all of my expectations.

Again Gerry, it was great working with Max, yourself and the staff at ISI on this project.

Sincerely,

Scott Soiseth
Food Service Director
Turlock School District



1600 East Canal • Turlock, California 95380 • (209) 667-0884 • Fax: (209) 669-0936

Mercedes Middle School :: Mercedes, TX

BEFORE



BEFORE: Pretty standard cafeteria furniture with some art on the walls — actually, more interesting than most dining rooms.

Special design elements used in this school:

- A combination of booth seating, settees and mobile folding tables give this room a lot of multi-purpose usabilities.
- Tigers lurking at you from all over the room
- Colorful neon jukebox sets the sound level in the room — kids don't talk over the music level set by the administration.

AFTER



AFTER: A colorful painting scheme designed by our artists, a ceiling hung swirl décor piece and vivid wall art. Now you can tell they are the Tigers!

Special design elements used in this school:

- Booths with sparkle metalflake glitter finish.
- School mascot logos inlaid into the booth tabletops.
- Mobile folding tables in the middle of the room provide flexibility.
- A large art piece on the wall with the Jaguar mascot logo.



BEFORE: The original Senior section was not real special. In fact, not too many seniors sat there.

< AFTER >



AFTER: Now the room has style! And now it is filled with seniors in their own special space.

Cypress Bay High School :: Fort Lauderdale, FL

BEFORE



BEFORE: This is a brand new high school and they wanted to create a food court look. *Boy did it work!*

Special design elements used in this school:

- Tabletops inlaid with wolf mascot logo.
- Enclosed trash units just like McDonalds™.
- Cluster seating units with swivel seats
- Booths with sparkle metalflake glitter finish.

AFTER



AFTER: The kids enter the cafeteria, run to reserve these booths and cluster seating units, drop their book bags and then go to the serving line!

